

SPECIFICATION

受 控

Customer : QUARTZ

Applied To :

Product Name : Mechanical Buzzer

Model Name : KPMB-G4912-K9722



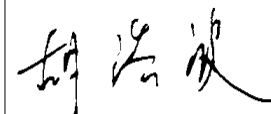
Drawing No. : OEM9722R

Compliance with RoHS(本品符合ROHS指令)

Signature of Approval

--

Signature of KEPO

Approved by	Checked by	Issued by	Date
			



宁波凯普电子有限公司

Ningbo Kepo Electronics Co.,Ltd.

宁波东钱湖镇东钱湖工业区宝源路 25 号

TEL:+86-574-88370330 FAX:+86-574-88370329

No.25 Baoyuan road Dongqian Lake, Industry Area, Dongqian town,Ningbo City,
China(Post Code:315121)

Sales@chinaacoustic.com

www.chinaacoustic.com

Specification for Mechanical Buzzer	Page	2/10
	Revision No.	1.0
	Drawing No.	OEM9722R
Model No. :	KPMB-G4912-K9722	

CONTENTS

1. Scope
范围
2. General
概要
3. Electrical and Acoustic Characteristics.
电声参数
4. Reliability Test
可靠性试验
5. Measurement Block Diagram & Response curve
测试图和曲线图
6. Structure
结构
7. Dimensions
尺寸
8. Packing
包装
9. Revision
履历表

Specification for Mechanical Buzzer		Page	3/10
		Revision No.	1.0
Model No. :	KPMB-G4912-K9722	Drawing No.	OEM9722R

1. Scope

This product specification is applied to the Mechanical Buzzer in alarm systems. Please contact us when using this product for any other applications than described in the above.

本规格书适用于机械式蜂鸣器，通常它用在系统中做报警或提示的蜂鸣器用，如果将该产品用于其它领域，请与我们联系。

2. General

- 2.1 Form : Ø46mm
外形 : Ø46 mm
- 2.2 Height : 23 mm
高度 : 23mm
- 2.3 Weight : 20 g
重量 : 20克
- 2.4 Operating Temperature range:
-20~+60°C without loss of function
工作温度: -20~+60°C
Store Temperature range:
-30~+70°C without loss of function
储藏温度: -30~+70°C

3. Electrical and Acoustic Characteristics.

Test condition : 15 ~ 35 °C, 25% ~ 85% RH, 860~1060 mbar
测试条件: 15~35 °C, 25%~85%RH, 860~1060mbar

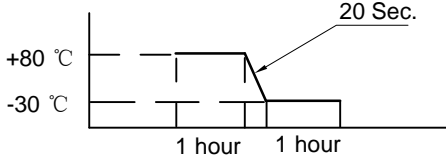
	Items 项目	Specification 规格
1	Rated Voltage 额定电压	12VDC
2	Operating Voltage 工作电压	8~16VDC
3	Rated Current 额定电流	100mA at 12VDC
4	Min.Sound Pressure Level 额定声压	85dB at 12VDC/30cm
5	Resonant Frequency 谐振频率	400± 100Hz
6	Case Material 壳体材质	Metal

Specification for Mechanical Buzzer		Page	4/10
Model No. : KPMB-G4912-K9722		Revision No.	1.0
		Drawing No.	OEM9722R

4. Reliability Test

After test(1~6item), the Buzzer S.P.L . difference shall be within $\pm 10\text{dB}$, Frequency difference shall be within $\pm 0.5\text{KHz}$. and the appearance not exist any change to be harmful to normal operation(e.g. cracks,rusts,damages and especially distortion).

在1-6项试验后，蜂鸣器的声压变化值在 $\pm 10\text{dB}$ 之内，频率变化在 $\pm 0.5\text{KHz}$ 之内。外观无变化（例如：开裂、生锈、损伤、变形等现象）。

1	High Temperature Test 高温试验	<p>After being placed in a chamber with $+70\pm 2^\circ\text{C}$ for 240 hours and then being placed in natural condition for 2 hours, sounder shall be measured.</p> <p>放置于温度$+70\pm 2^\circ\text{C}$的烘箱内240小时，然后取出，在常温下放置2小时后，测试声响器。</p>
2	Low Temperature Test 低温试验	<p>After being placed in a chamber with $-30\pm 2^\circ\text{C}$ for 240 hours and then being placed in natural condition for 2 hours, sounder shall be measured.</p> <p>放置于温度$-30\pm 2^\circ\text{C}$的制冷箱内240小时，然后取出，在常温下放置2小时后，测试声响器</p>
3	Humidity Test 潮湿试验	<p>After being placed in a chamber with 90 to 95%R.H. at $+40\pm 2^\circ\text{C}$ for 240 h and then being placed in natural condition for 2h , sounder shall be measured.</p> <p>将产品置于湿度为 90~95%R.H，温度为$40\pm 2^\circ\text{C}$试验箱中240小时，然后在正常大气压条件下恢复2小时后，进行测量</p>
4	Thermal Shock Test 热冲击试验	<p>After being worked in a chamber at $+70\pm 2^\circ\text{C}$ for 1 hour, then sounder shall be placed in a chamber at $-30\pm 2^\circ\text{C}$ for 1 hour(1 cycle is the below diagram).</p> <p>After 6 above cycles, sounder shall be measured after being placed in natural condition for 1 hour.</p> <p>将产品置于$70\pm 2^\circ\text{C}$试验箱中，先工作1小时，然后将产品置于$-30\pm 2^\circ\text{C}$试验箱中，再工作1小时，经过6个循环后，在正常大气压条件下恢复2小时，进行测量</p> 

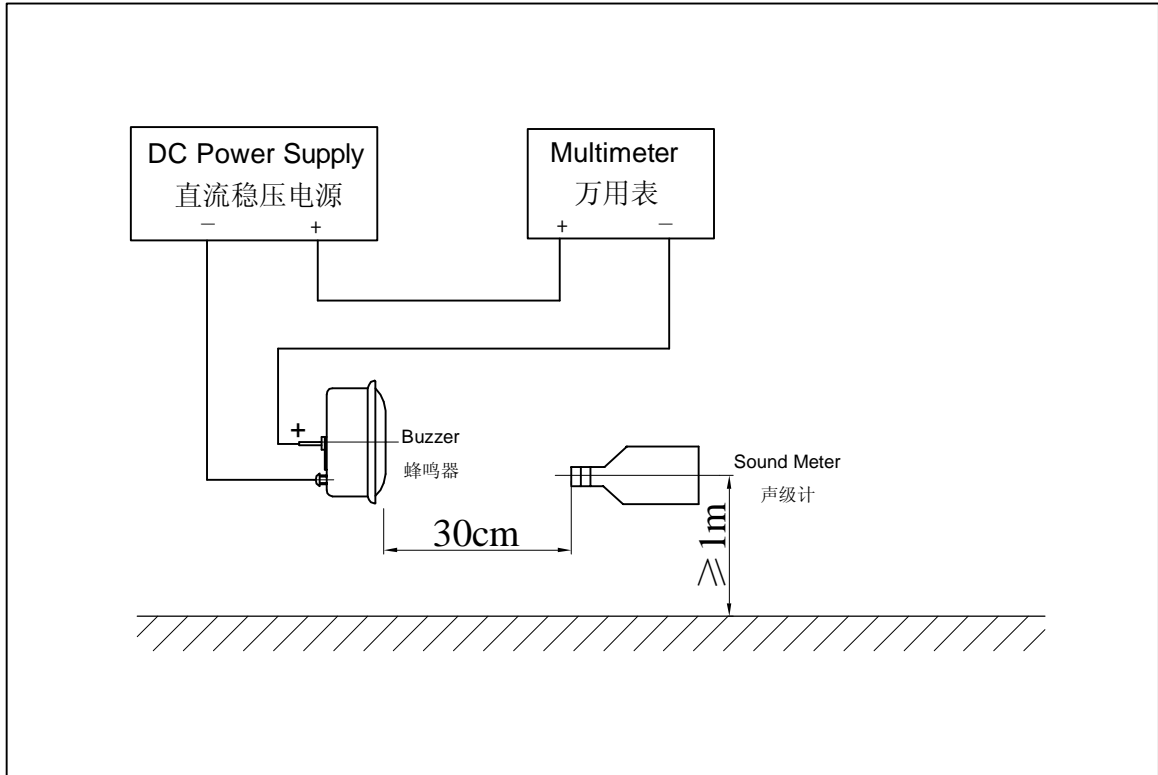
Specification for Mechanical Buzzer		Page	5/10
Model No. : KPMB-G4912-K9722		Revision No.	1.0
		Drawing No.	OEM9722R

4. Reliability Test

	Item	Specification
5	Vibration Resistance 振动试验	<p>Sounder shall be measured after being applied vibration of amplitude of 1.5mm with 10 to 30Hz band of vibration frequency to each of 3 perpendicular directions for 2 hour.</p> <p>振幅为1.5mm，频率为10~30Hz，三个不同轴方向各振动2小时，试验后进行测量。</p>
6	Drop Test 跌落试验	<p>Sounder packed in the carton are dropped in six direction from the height of 80cm to the concrete floor.</p> <p>跌落高度80cm,6个不同方向整箱跌落到水泥地，试验后进行测量。</p>
7	连续运行 continuum run	<p>12VDC/240小时</p> <p>12VDC/240hours</p>


Specification for Mechanical Buzzer		Page	6/10
		Revision No.	1.0
Model No. :	KPMB-G4912-K9722	Drawing No.	OEM9722R



5. Measurement Block Diagram



Specification for Mechanical Buzzer		Page	7/10
Model No. : KPMB-G4912-K9722		Revision No.	1.0
		Drawing No.	OEM9722R

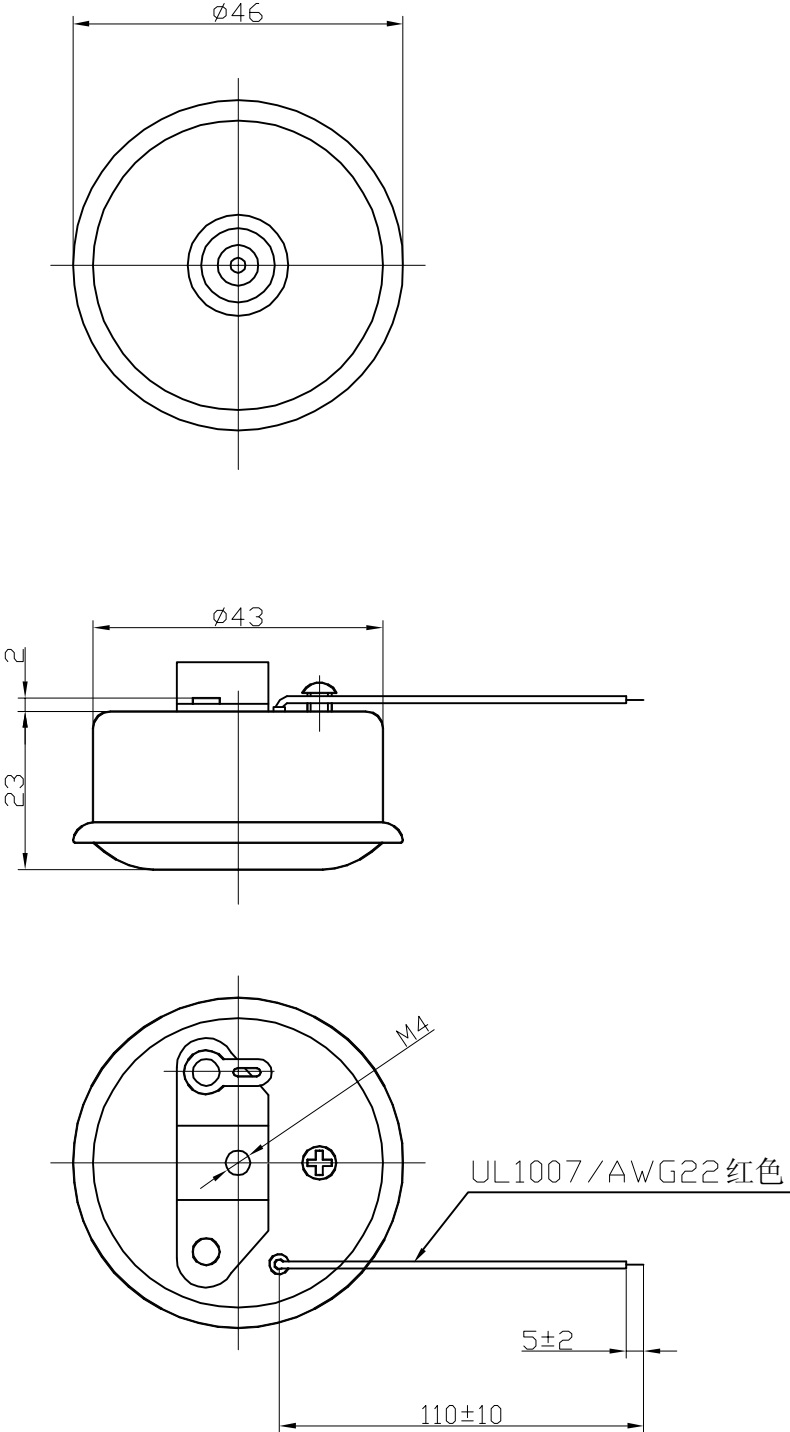
6. Structure



4	Label 标贴	1		
3	Vibrator 振动片	1		
2	Wire 引线	1	UL1007/AWG 22#	
1	Housing 外壳	1	Metal	
No.	Part Name 型号	Q'TY	Material 材质	SGS 编号

Specification for Mechanical Buzzer	Page	8/10
	Revision No.	1.0
Model No. : KPMB-G4912-K9722	Drawing No.	OEM9722R

7. Dimensions




FIRST ANGLE PROJECTION

UNIT : mm
Tolerance : ± 0.5

Specification for Mechanical Buzzer	Page	9/10
	Revision No.	1.0
Model No. : KPMB-G4912-K9722	Drawing No.	OEM9722R

8. Packing



Picture1: 25PCS



QTY: 200Pcs

Specification for Mechanical Buzzer		Page	10/10
		Revision No.	1.0
		Drawing No.	OEM9722R
Model No. : KPMB-G4912-K9722			

9. Revision

Rev. No.	DATE	PAGE	DESCRIPTION	SIGN
1.0	2013.06.11	10	primary	